

## OPTIONAL HOUSELINK INTERFACES

### RS-232

HouseLINK-RS232 allows the user to connect to the BinTrac system using a standard RS-232 protocol. Supports both polling and broadcast.

### Analog Output

HouseLINK-AO allows the user to connect to the BinTrac system using a standard analog signal proportional to the weight. The analog signal would be user configurable as a 0-5 Vdc or 4-20 mA. The Third Party controller must have an Analog Input available and software to configure the port to display or log weight.

### Proportional Output

HouseLINK-FW allows the user to connect to the BinTrac system using a standard proportional mV/V according to the weight. The HouseLINK would essentially simulate analog load cells. The Third Party controller must have a scale amplifier available and software to configure the port to display or log weight.

### Digital Output

HouseLINK-WP allows the user to connect to the BinTrac system using a pulsed output according to the amount of weight removed from the scale. This would allow the system to essentially simulate dump scales. The system is user configurable to a weight per pulse. The Third Party controller must have a Digital Input available and software to configure the port to display or log feed usage.

### Frequency Output

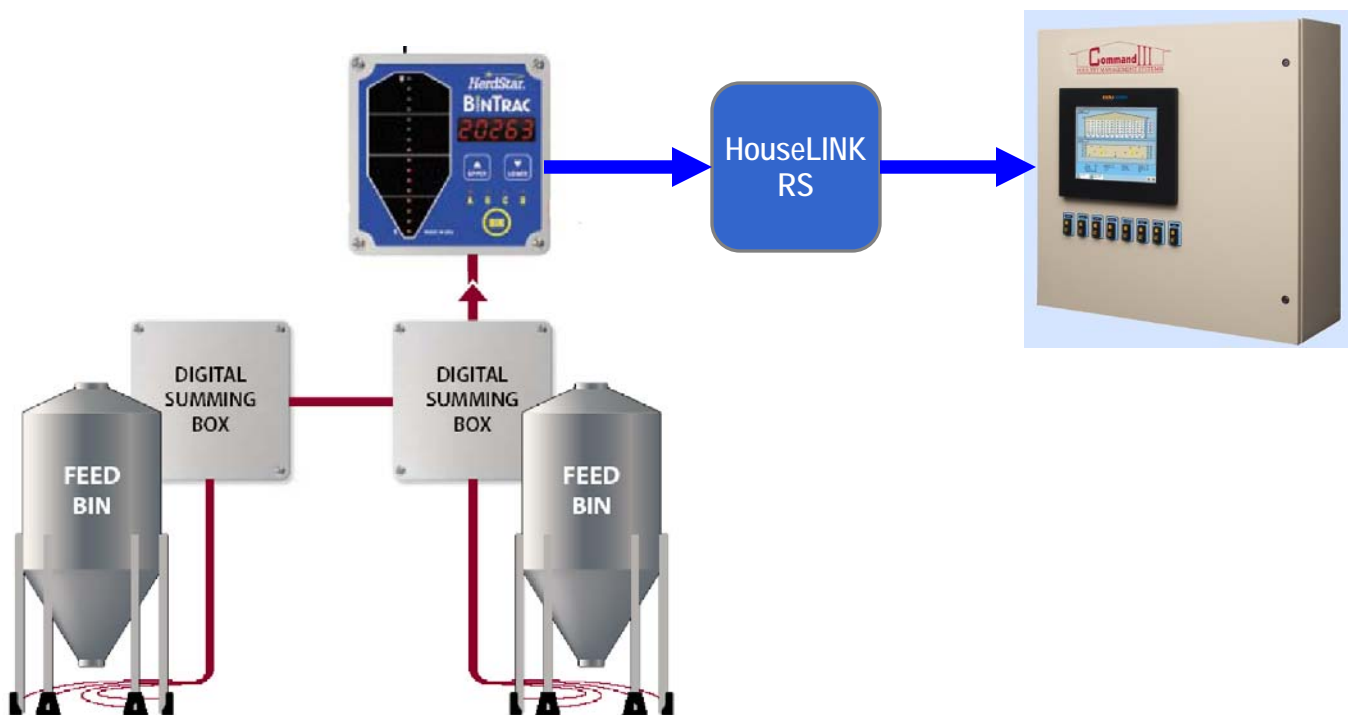
HouseLINK-WF allows the user to connect to the BinTrac system using a frequency output corresponding to the amount of weight on the scale. The Third Party controller must have a Frequency Input available and software to configure the port to log weight

## HouseLINK - RS Interface

The HouseLINK RS interface allows the user to connect to the BinTrac® Bin Weighing Assembly using a standard RS-232 protocol. The HouseLINK RS supports up to (4) bins. The HouseLINK RS interface provides compatibility with:

- Poultry Management Systems, Inc (PMSI), Legacy Controller??? Command II & III controllers
- Automated Environments, Inc (AEI) Integra and System II controllers

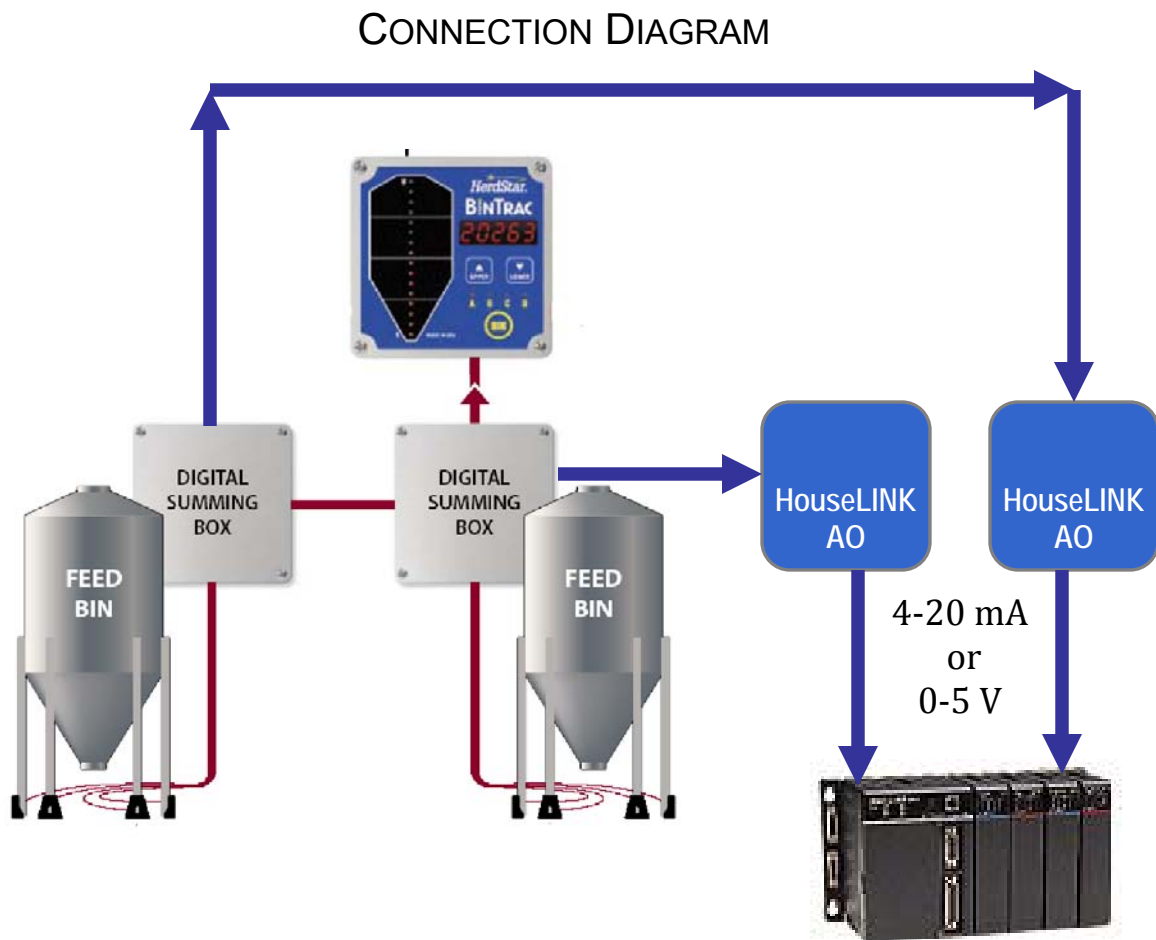
### CONNECTION DIAGRAM



## HouseLINK - AO Interface

HouseLINK-AO interface allows the user to connect to the BinTrac system using a standard analog signal proportional to the weight. The analog signal is user configurable as a 0-5 Vdc or 4-20 mA. The HouseLINK-AO is a single channel device and a HouseLINK-AO device is required for each bin. The HouseLINK RS interface provides compatibility with:

- Custom PLC systems

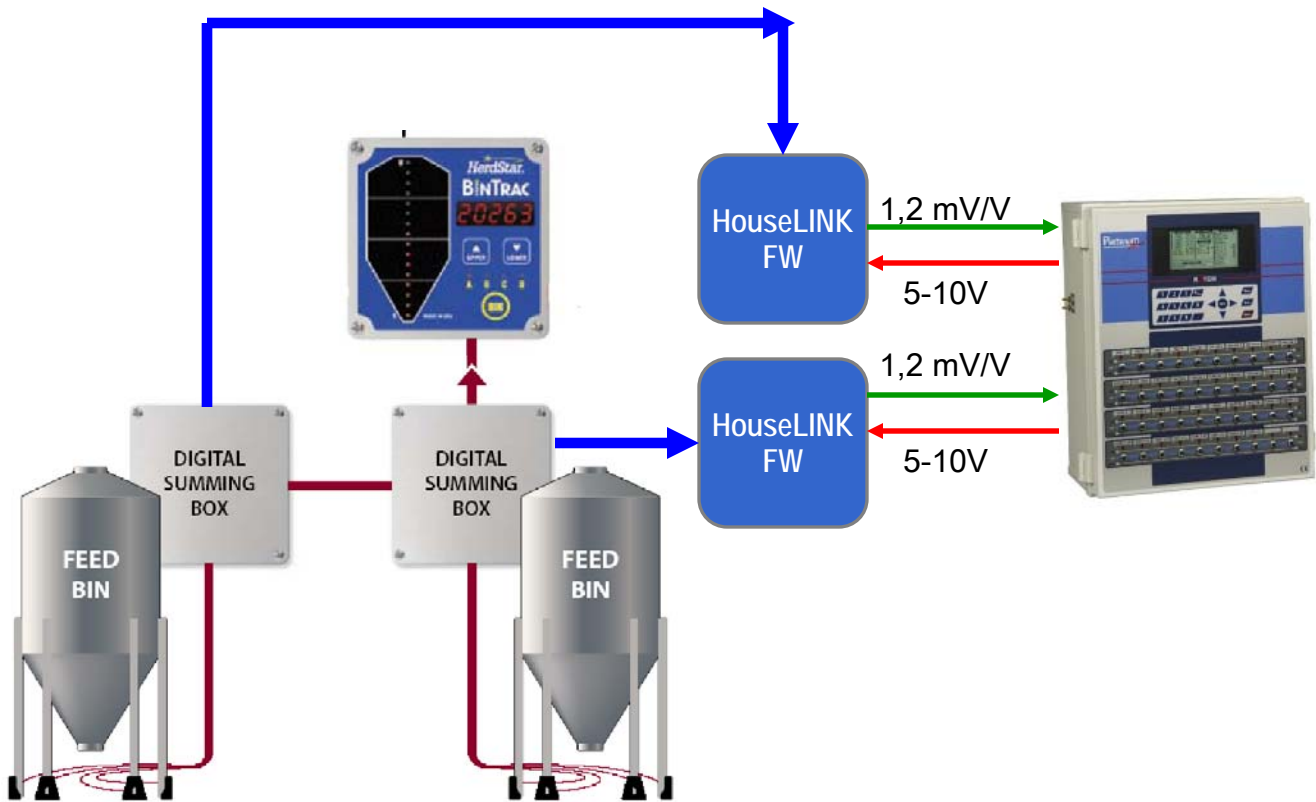


## HouseLINK - FW Interface

HouseLINK-FW Interface allows the user to connect to the BinTrac system using a standard proportional mV/V according to the weight. The HouseLINK would essentially simulate analog load cells. The HouseLINK-FW is a single channel device; therefore a HouseLINK-FW device is required for each bin. The HouseLINK FW interface provides compatibility with:

- Rotem
- Custom PLC systems

### CONNECTION DIAGRAM

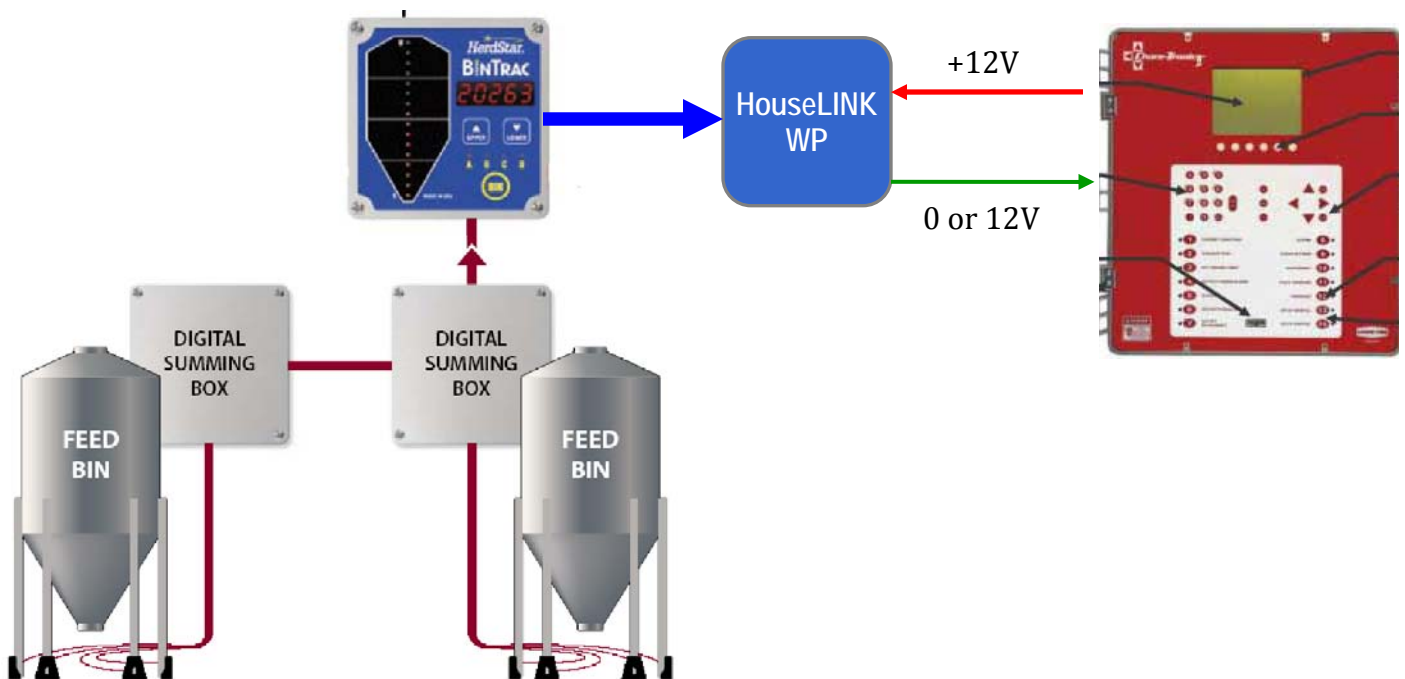


## HouseLINK-WP Interface

HouseLINK-WP allows the user to connect to the BinTrac system using a pulsed output according to the amount of weight removed from the bin(s). The HouseLINK would essentially simulate a dump scale. The system would be configurable to weight per pulse. The HouseLINK-DO is a single channel device; however the system can be configured to show feed removal from up to 4 bins . The HouseLINK WP interface provides compatibility with:

- Choretime Chore-Tronics (Feed Use)

### CONNECTION DIAGRAM



## HouseLINK-WF Interface

HouseLINK-WF allows the user to connect to the BinTrac system using a frequency output proportional to the weight. The frequency out available is between 50-5000 Hz. The HouseLINK-WF is a single channel device; therefore a HouseLINK-WF device is required for each bin. The HouseLINK WF interface provides compatibility with:

- Fancom

### CONNECTION DIAGRAM

